



**— Employee —
Safety Toolkit**


pork
checkoff[®]




Preparedness
Preparación



Movement
Movimiento



Environment
Medio Ambiente




Hazards
Peligros



Tools/Equipment
Herramientas/Equipo



Miscellaneous
Misceláneo



Preparedness

Preparación



Safe Workplace Preparedness

Creating a safe workplace is everyone's responsibility!

YOUR RESPONSIBILITIES:



**Understanding
safety practices**



**Safe work
procedures**



**Using safety
equipment & PPE**



Reporting



Working safely



**Cooperating
with others**



Housekeeping

Preparedness

Maintain an Organized Workplace



Clean Up Spills



Report Hazards





Emergency Action Plan

Preparedness

Fire	Hazardous Gas	Injury or Accident
 Rescue	DO NOT ENTER	 Call 9-1-1
 Announce		 Give Directions
 Confine	CALL 9-1-1	 First Aid
 Extinguish/ Evacuate		 Stabilize Accident



Personal Protective Equipment

Preparedness

QUICK TIPS:

USE YOUR PPE CORRECTLY
KEEP YOUR PPE IN GOOD CONDITION
MAKE SURE YOUR PPE FITS





Movement

Movimiento



Lifting Movement

PROPER LIFTING TECHNIQUE



**Bend your
knees**



**Lift with
your legs**



**Avoid lifting
higher than chest**



**Avoid
twisting**



**Stand parallel
to pig**



Grip outside leg



**Lift pig straight
up from a
vertical position**



**Lift with legs
not back**



Repetitive Motion Movement

DO:



Take short stretch
breaks when
repeatedly
performing the
same tasks



Work in a
comfortable
position



Work with
good posture



Gently stretch
the parts of the
body you have
been using

DON'T:



Grip tools tightly
(digs into palm)



Continuously bend
or twist wrists



Work from an
awkward position



Lift objects over
your head



Slips, Trips, & Falls

Movement

INJURY PREVENTION STRATEGIES:



Keep floors clean



Clean up spills




Put away tools



Think before
you act

HIGH RISK TASKS:



Moving animals



Working on
a ladder



Dismounting
a tractor



Climbing feed bins



Environment

Medio Ambiente



Respiratory Hazards and Hazardous Gases Environment

DO NOT ENTER!



CALL 9-1-1

IMMEDIATELY DANGEROUS! CAUTION!



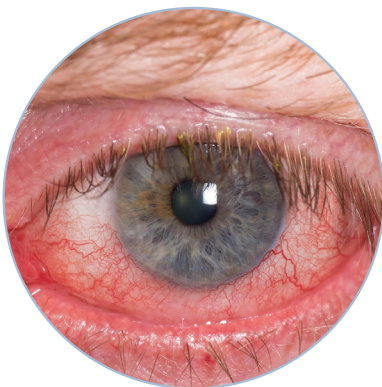
**Deadened Sense of
Smell & Throat Hurts**



**Gas Power Washer
Inside**



Pit Foam



Irritated Eyes



**Entering a
Confined Space**



Panting & Dizzy



Hearing Environment

Auditory hazards – know when to wear your PPE!



Powerwashing



Noisy Equipment



Feeding

QUICK TIPS

REMOVE yourself from the hazard

Reduce noise at the source

S P A C E O U T noisy tasks



Temperature Environment

Protect yourself from temperature related illness!

Frostbite



Waxy, cold skin that is flushed or discolored

Heat Cramps



Painful cramps in the arms, legs or body

Heat Stroke



Dry, hot skin, slowed down or no sweating and loss of consciousness or convulsions

Hypothermia




Numbness, tight muscles & uncontrolled shivering

Heat Exhaustion



Rapid pulse rate & breathing coupled with clammy skin & exhaustion



Hazards

Peligros



Fire Hazards



Rescue



Announce



Confine



Extinguish/
Evacuate



Pull the pin

Aim low

Squeeze lever

Sweep nozzle (side to side)




Blocked Exit



Open Flames &
Smoking




Overloaded Electrical
Socket



Electrical Hazards



Inspect equipment
regularly



Make sure equipment
is properly grounded



Plug with prong
missing



Overloaded socket




Exposed wires



Taped cord



Working in wet
area without boots



Hazard Communication

Hazards

READ THE LABEL

DANGER

WARNING

HAZARD STATEMENT

PRECAUTIONARY STATEMENT

READ THE SDS



FLAMMABLE



CORROSIVE



EXPLOSIVE



COMPRESSED
GAS



OXIDIZING



TOXIC




HEALTH
HAZARD



HARMFUL/
IRRITANT



DANGER FOR
THE ENVIRONMENT



Tools/Equipment

Herramientas/Equipo



Tools and LOTO

Tools/Equipment



Using a screwdriver
as a chisel



Using a hammer with
a cracked handle



Using a wrench
with jaws sprung

Make sure all equipment that needs service is locked out and tagged out to prevent accidents and injuries!





Equipment & Powerwashing

Tools/Equipment

UNSAFE BEHAVIORS



Two people
on a tractor



Operating
gas-powered
power washer
inside



Rigging on a
power washer



Aiming power
washer toward
electrical outlet

SAFE BEHAVIORS



Use power
washers only
after being trained



LOTO



Operating
machinery
with guards



Wearing a seatbelt
on a tractor with
ROPS (Roll Over
Protection
Structure)



Miscellaneous

Misceláneo



Blood Borne Pathogens

Miscellaneous


HIGH RISK TASKS



Handling sharps



Handling broken glass



Giving CPR



Administering First Aid

TAKE UNIVERSAL PRECAUTIONS!



Wash your hands after exposure



Never recap a needle



Properly dispose of sharps



Wear PPE



Confined Spaces

Miscellaneous

OBEY WARNING SIGNS



PERMIT-REQUIRED CONFINED SPACES



Feed or grain bin




Manure pit



Hormones

Miscellaneous



Know the risks



Protect yourself



**If exposure occurs,
wash immediately and
notify your supervisor**



Sharps *Miscellaneous*

PREVENT NEEDLE STICK INJURIES



Don't recap needles



Never carry an open
needle in pocket



Properly dispose
of sharps

IF YOU MUST RECAP A NEEDLE, DO IT SAFELY:



Plier recapping
method




Zoonotic Diseases

Miscellaneous


ROUTES OF EXPOSURE



Infected animal




Needle-stick Injury





You



Waste from infected animal



Manure becomes dust



You

PROTECT YOURSELF



Wash Hands



Clean Contaminated Sites



Wear PPE



Pinch/Trap Hazards

Miscellaneous

HIGH RISK TASKS



Fan



PTO



In stall with a hog



Gate



Slamming door



Backing truck



Feed Auger



Winch

PROTECT YOURSELF!



Awareness



Physical Barriers



PPE



Clothing, Hair,
& Jewelry

