





**— Employee —  
Safety Toolkit**

**pork**  
**checkoff**<sup>®</sup>



# Hazards

Peligros



# Hazards (*Peligros*)

## Electrical Hazards (*Riesgo Eléctrico*)

### KNOWLEDGE CHECK

#### CHEQUEO DE CONOCIMIENTO


#### Directions (*Direcciones*):

Circle the electrical hazards.


*Rodear los riesgos eléctrico.*



**Turning off breaker**  
*Apagar el interruptor*



**Exposed wires**  
*Alambres expuestos*



**GFCI**  
*GFCI*



**Taped extension cord**  
*Cable de extensión reparada con cinta*



**Person with back pain**  
*Persona con dolor de espalda*




**Plug with missing prong**  
*Tapón con dientes faltantes*



**Overloaded electrical outlet**  
*Enchufe eléctrico sobrecargado*



**Work in wet area without rubber boots**  
*Trabajar en zona húmeda sin botas de goma*



# Hazards

## *Electrical Hazards*

### SKILL LAB: MANAGER'S SHEET

#### Facilitation of Skill Lab:

1. Instruct employees they will watch a video and identify the electrical hazards in the video.
2. Play electrical hazard identification video.
3. Tell them to take a few minutes to decide how they could fix or address each hazard they identified in the video.
4. Have them share the hazards they identified and how they would address or fix each hazard.
5. Rate the employees and provide feedback for each step.

#### Take-away Question:


Ask the employees the take-away question and 2-3 days later have them answer the question. If they are new employees, wait a week to have them answer the question.

- What are common electrical hazards I need to look for more often?

#### Evaluation

Step	Evaluation Criteria	Rating & Feedback
1. Identifying hazards	Did the employee identify all the hazards in the video?	<input type="checkbox"/> Satisfactory <input type="checkbox"/> Needs Improvement Feedback:
2. Identifying ways to fix/address the hazards	Did the employee identify at least one way to fix or address each of the hazards?	<input type="checkbox"/> Satisfactory <input type="checkbox"/> Needs Improvement Feedback:

**Knowledge Check Correct Answers:** Hazards - Overloaded electrical socket, exposed wires, taped extension cord, plug with prong missing, and working in a wet area without rubber boots



# Hazards (*Peligros*)



## Electrical Hazards (*Riesgo Eléctrico*)

### SKILL LAB: EMPLOYEE INSTRUCTION SHEET

LABORATORIO DE HABILIDADES: HOJA DE INSTRUCCIONES PARA LOS EMPLEADOS

#### 1. Identify Electrical Hazards (*Identificar los peligros eléctricos*)

Check the box of the hazards you saw and list others (*Marque la casilla de los peligros que vió y lista de los demás*):



Others (*Otras*):

#### 2. Describe how you would fix them (*Describir cómo desea solucionarlos*)

Write how you would fix or address each hazard (*Escribe cómo corregiría cada peligro*):

#### Take-away Question (*Pregunta Para Llevar*):

What are common electrical hazards I need to look for more often?

*¿Cuáles son los peligros eléctricos comunes que tenemos que buscar más a menudo?*



**pork**  
**checkoff**<sup>®</sup>