





**— Employee —
Safety Toolkit**

pork
checkoff[®]



Hazards

Peligros



Hazards (*Peligros*)

Hazard Communication (*Comunicación de Peligros*)

KNOWLEDGE CHECK CHEQUEO DE CONOCIMIENTO

Directions (*Direcciones*):

Match the pictograms to the hazard they represent by drawing a line.

Haga coincidir los pictogramas a los peligros que representan al trazar una línea.



Corrosive
Corrosivo



Flammable
Inflamable



Explosives
Explosivo



Toxic
Tóxico



Health Hazard
Peligro para la salud

Oxidizing
Oxidante

Harmful/Irritant
Perjudicial

Environmental
Medio Ambiente

Compressed Gas
Gas Comprimido





Hazards

Hazard Communication

SKILL LAB: MANAGER'S SHEET

Preparation for Skill Lab:

1. Have SDS and commonly used chemical bottles readily available.

Facilitation of Skill Lab:

1. Instruct employees to review the chemical label and SDS identify the hazards the chemical poses by circling them.
2. Instruct employees to identify the threat level of the chemical by circling the signal word.
3. Instruct employees to identify the PPE required to handle that chemical by circling the appropriate PPE.
4. Rate the employees and provide feedback for each step.

Take-away Question:


Ask the employees the take-away question and 2-3 days later have them answer the question. If they are new employees, wait a week to have them answer the question.

- What chemicals do I use at work?

Evaluation

Step	Evaluation Criteria	Rating & Feedback
1. Identify hazards	Could the employee locate the SDS sheets on the farm? Could the employee decipher the pictograms?	<input type="checkbox"/> Satisfactory <input type="checkbox"/> Needs Improvement <u>Feedback:</u>
2. Identify threat level	Could the employee correctly identify the threat level of the chemical by identifying the signal word?	<input type="checkbox"/> Satisfactory <input type="checkbox"/> Needs Improvement <u>Feedback:</u>
3. Identify PPE required	Could the employee correctly identify the PPE they would need to wear to safely handle the chemical?	<input type="checkbox"/> Satisfactory <input type="checkbox"/> Needs Improvement <u>Feedback:</u>

Knowledge Check Correct Answers: Refer to GHS pictograms in Manager's Guide.



Hazards (*Peligros*)

Hazard Communication (*Comunicación de Peligros*)

SKILL LAB: EMPLOYEE INSTRUCTION SHEET

LABORATORIO DE HABILIDADES: HOJA DE INSTRUCCIONES PARA LOS EMPLEADOS

1. Identify Hazards (*Identificar Peligros*)

Circle the hazard(s) of the chemical.

Círculo del peligro(s) del producto químico.



2. Identify Threat Level (*Identificar el Nivel de Amenaza*)

Circle the threat level of the chemical.

Círculo el nivel de amenaza de la química.

DANGER
PELIGRO

WARNING
AVISO

3. Identify PPE Required (*Identificar el PPE Requerido*)

Circle the PPE required for using the chemical. Write any PPE required in the box.

Círculo el PPE requerido para el uso de la sustancia química. Escribe cualquier PPE requerido en la caja.



Others *Otras:*

Take-away Question (*Pregunta Para Llevar*):

What chemicals do I use at work?

¿Cuáles químicos utilizo en el trabajo?

pork
checkoff[®]